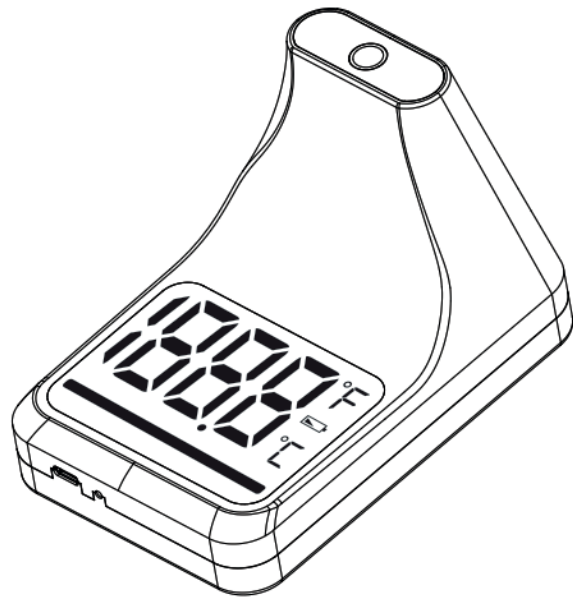


# ELYSIUM

INFRARED, NO CONTACT, WALL MOUNTED  
THERMOMETER INSTRUCTION FOR USE

Model:UFR101



Please read the manual carefully before you use the unit, and keep for future reference.

## INTRODUCTION

- Your new Infrared thermometer uses advanced infrared (IR) technology to measure temperature instantly and accurately on the forehead.
- Easy to use and less measurement time  
This thermometer does not need to contact body to ensure the safety and hygiene. Its ergonomic design makes this thermometer be simple and very easy to check the temperature. It only takes 1 second to take measurement and reading.
- Body modes  
This thermometer supports to measure temperature of body. Measuring range of body mode is 32.0°C to 43.0°C (89.6°F ~ 109.4°F).
- Color visible indication of alarm and alarm sounds  
When body temperature is over 37.5°C, color indicator will show red color and an alarm sounds for 10 times
- Measurement  
Measurement time interval in 1 second and the measurement distance is within 1~10cm.
- Intended use  
The Infrared Thermometer is intended for the intermittent measurement and monitoring of human body temperature from forehead. The device is indicated for use by people of all ages at homecare and in hospital.
- Contraindication(s):None.
- The patient is an intended operator.

## SAFETY INFORMATION

- ▲ Your new Infrared thermometer uses advanced infrared (IR) technology to measure temperature instantly and accurately on the forehead.
- ▲ Basic safety precautions should always be observed, especially when the thermometer is used on or near children and disabled persons.
- ▲ Please place the device unreachable by young.
- ▲ Avoid direct sunlight
- ▲ Do not touch the lens.
- ▲ No modification of this device is allowed
- ▲ The swallowing of small parts like packing bag, battery, battery cover and so on may cause the suffocation.

- ▲ Please do not use a dilution agent, alcohol or petrol to clean the unit.
- ▲ Please treat is gently and prevent the falling from a high place.
- ▲ Please do not immersed it in liquid.
- ▲ Never leave battery in the battery compartment for a long time without use, as they may leak and cause damage to the unit.
- ▲ Please take off the battery if you do not intend to use within 3 months. Replace with new batteries if the unit display a low battery symbol.
- ▲ Do not use during the transportation.

To ensure the correct use of the product, basic safety measures should always be followed including the warning and the caution symbols listed in the instruction manual:

SYMBOL DESCRIPTIONS	
The following symbols may appear in this manual, on the label, on the device, or on its accessories. Some of the symbols represent standards and compliances associated with the device and its use.	
	<b>WARNING:</b> This alert identifies hazards that may cause serious personal injury or death.
	<b>CAUTION:</b> This alert identifies hazards that may cause minor personal injury, product damage, or property damage.
	Type BF applied part
	Manufacturer
	Specifies serial number
	Authorized Representative in the European Community
	CE Mark: conforms to essential requirements of the Medical Device Directive 93/42/EEC.
	<b>DISPOSAL:</b> Do not dispose this product as unsorted municipal waste. Collection of such waste separately for special treatment is necessary.
	Direct current
	Follow instructions for use
	<b>CAUTION:</b> Consult accompanying documents

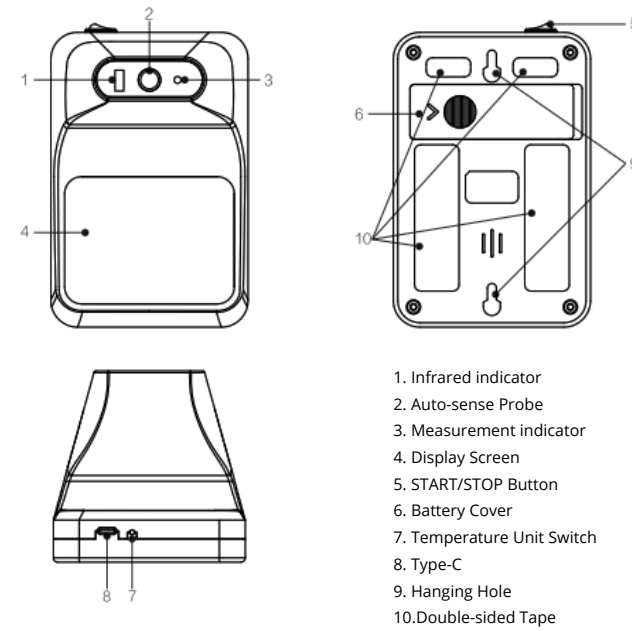
## WARNING

Do not dispose of electrical appliances as unsorted municipal waste, use separate collection facilities. Contact your local government for information regarding the collection systems available. If electrical appliances are disposed of in landfills or dumps, hazardous substances can leak into the groundwater and get into the food chain, damaging your health and well-being.

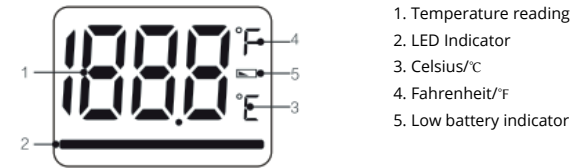
## CLASSIFICATION

1. Internally powered equipment;
  2. Type BF applied part;
  3. Protection against ingress of water or particulate matter: IP21;
  4. Not category AP/APG equipment;
  5. Mode of operation: Continuous operation;
- The user must check that the equipment functions safely and ensure that it is in proper working condition before it being used.

## PRODUCT STRUCTURE BODY



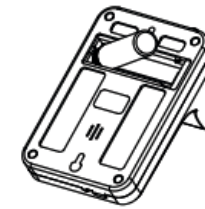
## DISPLAY



## BATTERY INSTALLATION


Remove the battery cover from the battery compartment, insert the included battery.

1. Remove the battery cover from the battery compartment as the arrow direction accordingly.
2. Insert 1pc 3.7V 18650 lithium-ion rechargeable battery, and ensure the battery is in the proper direction. Positive(+) and Negative(-) are displayed on the back of battery cover.
3. Close the battery cover.



## BATTERY SIZE

18650 is a standard lithium-ion rechargeable battery model, where 18 represents a diameter of 18mm, 65 represents a length of 65mm, and 0 represents a cylindrical battery.



## LOW BATTERY AND REPLACEMENT

During power on, the low battery symbol will display once the unit starts to work, and you should replace with new battery. otherwise the unit can not work.

## BATTERY TYPE AND REPLACEMENT

Do not use the batteries beyond their expiry date.  
Please remove the batteries if you do not need to use for long time.  
Do not replace the wrong lithium battery, otherwise it will damage your machine.

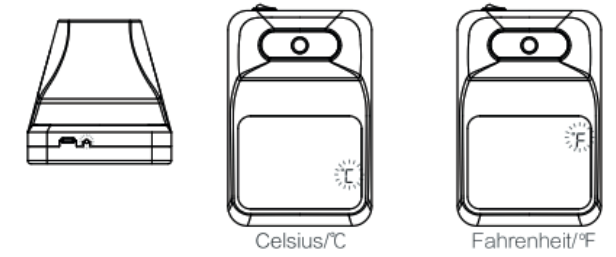
## WARNING

Dispose the battery in accordance with all federal, state and local laws. To avoid fire and explosion hazard, do not burn or incinerate the battery.  
Use with care to prevent from strangulation due to cables.

## SETTING MODE

### UNIT SETTING

There is a small hole on the bottom of the device. You can use a 2mm diameter screwdriver to insert the hole and then press the button.



Temperature unit: Press mode switch hole then select or .

## PROPER USE OF THE UNIT

### Pre-measurement

#### About Normal Body Temperature & Fever

The temperature in the forehead and temple area differs from the internal temperature, which is taken orally or rectally.

Vasoconstriction, an effect which constricts the blood vessels and cools the skin, can occur during the early stages of a fever.

In this case, the temperature measured by the Infrared thermometer may be unusually low. If the measurement therefore does not match the patient's own perception or is unusually low, repeat the measurement every 15 minutes. As a reference, you can also measure the internal body temperature using a conventional oral or rectal thermometer.

Body temperature can vary from one individual/person to next.

It also varies by location on the body and time of day. Below shows the statistical normal ranges from different sites.

Please keep in mind that temperatures measured from different sites, even at the same time, should not be directly compared. Fever indicates that the body temperature is higher than normal. This symptom may be caused by infection, overdressing or immunization. Some people may not experience fever even when they are ill.

These include, but are not limited to, infants younger than 3 months old, persons with compromised immune systems, persons taking antibiotics, steroids or antipyretics (aspirin, ibuprofen, acetaminophen), or persons with certain chronic illnesses. Please consult your physician when you feel ill even if you do not have fever.

The user and the infrared thermometer should be quiescence for at least 30 minutes under similar indoor conditions.

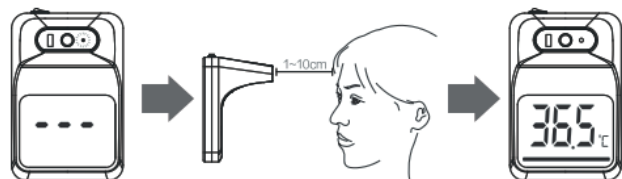
Table\*1 Body Site Normal Temperature Range

Body Site	Normal Temperature Range
Oral	0.6°C (1°F) or more above or below 37°C (98.6°F)
Rectal/ear	0.3°C - 0.6°C (0.5°F - 1°F) higher than oral temperature
Axillary (armpit)	0.3°C - 0.6°C (0.5°F - 1°F) lower than oral temperature

Note: Body Temperature at WebMD;  
Website: <http://firstaid.webmd.com/body-temperature>; retrieved at 2010 Jan 7

## AS A BODY THERMOMETER

- 1). Press the START/STOP button, all symbols will appear on the display, you can hear 1 short beep.
- 2). Let the forehead close to the probe in parallel within the distance between 1~10cm. Once the blue measurement indicator light, the meter will measure automatically.
- 3). The measurement will be finished in 1 second, when it has been completed, you can hear 1 long beep, in the meantime, the reading will appear on the display with green LED indicator.



### Note:

If the reading is  $<37.5^{\circ}\text{C}$  ( $99.5^{\circ}\text{F}$ ) and  $\geq 32^{\circ}\text{C}$  ( $89.6^{\circ}\text{F}$ ), the display will show together with green LED indicator.

If the reading is  $\geq 37.5^{\circ}\text{C}$  ( $99.5^{\circ}\text{F}$ ) and  $< 43^{\circ}\text{C}$  ( $109.4^{\circ}\text{F}$ ), the display will show together with red LED indicator and 10 short beeps.

As the forehead measurement temperature is likely to be affected by sweat, oil and the surroundings, the reading shall be taken as a reference only.

If the probe is placed at an angle close to the forehead measurement, the reading will be affected by surrounding temperature.

Babies' skin reacts very quickly in the ambient temperature. Therefore, do not take their temperature with the Infrared thermometer during/after breastfeeding, because the skin temperature may be lower than the internal body temperature.

## EXCEPTIONAL SITUATION

SYMBOL	CORRECTION
	In Body Mode, Measured temperature is above Measuring range of $43.0^{\circ}\text{C}/109.4^{\circ}\text{F}$ , it is shown on the display with red LED.
	In Body Mode, Measured temperature is below the Measuring range of $32.0^{\circ}\text{C}/89.6^{\circ}\text{F}$ , it is shown on the display with red LED.
	Low battery, please connect the charger to charge.
	Thermometer system fails or affected by electric magnetic field
	Green: When charging, the LED indicator shows green.
	Red: When charging is complete, the LED indicator light shows red.

Please contact the distributor if you can not solve the problem, do not disassemble the unit by yourself!

## CARE AND MAINTENANCE

### Care for the main unit

Keep the unit in the storage case when not in use.

Clean the unit with a soft dry cloth. Do not use an abrasive or volatile cleaners.

Never immerse the unit or any of its' component in water.

MAINTENANCE	
Do not clean the unit with naphtha, thinner or gasoline etc.	Store the unit in a clean and dry location. Do not subject the unit to extreme hot or cold temperature, humidity and direct sunlight.
Remove the batteries if the unit will not be used in 3 months or longer.	Do not use the unit under the influence of electromagnetic interference (nearby cellphones, microwave etc.)

**Note:** We will not be responsible for any quality problem if you do not care and maintain the product as instructed.

## SPECIFICATION

Description	Infrared, no-contact, wall mounted thermometer
Display	LED digital display
Measuring localization	Forehead
Measurement range	Body mode $32.0^{\circ}\text{C} - 43.0^{\circ}\text{C}$ ( $89.6^{\circ}\text{F} - 109.4^{\circ}\text{F}$ )
Temperature unit	$^{\circ}\text{C}/^{\circ}\text{F}$
Display resolution	$0.1^{\circ}\text{C} / 0.1^{\circ}\text{F}$
Accuracy	$\pm 0.2^{\circ}\text{C} / \pm 0.4^{\circ}\text{F}$
Beep alarm	1 short beep when power on and start measurement; 1 long beep with green LED when measurement reading is below $37.5^{\circ}\text{C} / 99.5^{\circ}\text{F}$ ; 10 short beeps with red LED when measurement reading is greater than or equal to $37.5^{\circ}\text{C} / 99.5^{\circ}\text{F}$ ; 3 short beeps with red LED when system fails
LED color indicator	Green: Temperature $< 37.5^{\circ}\text{C}$ ( $99.5^{\circ}\text{F}$ ) Red: Temperature $\geq 37.5^{\circ}\text{C}$
Power source	18650 lithium rechargeable battery 2000mAh/Type-C, working voltage 3.7V-6V Battery is included!
Main unit weight	Approx. 200g (including rechargeable battery)
Main unit size	L 140mm x W 93mm x H 93mm
Accessories	Instruction manual
Operating environment	Body mode: $10.0^{\circ}\text{C} - 40.0^{\circ}\text{C} / 50.0^{\circ}\text{F} - 104.0^{\circ}\text{F}$
Storage and shipping environment	Temperature: $-20.0^{\circ}\text{C} - 50.0^{\circ}\text{C} / -4.0^{\circ}\text{F} - 122.0^{\circ}\text{F}$ Humidity: 15%~95%RH avoid crash, sun burn or rain during transportation
Expected service life	Five years
Software version	UFR1.1

## CLINICAL MEASUREMENT ACCURACY AND SAFETY VERIFICATION

The product has passed clinical trials. The measured results of the infrared forehead thermometer was compared with the measured results of mercury thermometers, the deviation average =  $0.011^{\circ}\text{C}$  not exceeding  $0.3^{\circ}\text{C}$ ; the clinical repeatability of the infrared forehead thermometer SR =  $0.100^{\circ}\text{C}$ , not exceeding  $0.3^{\circ}\text{C}$ . The measured results up to the laboratory standard and the clinical standard. Therefore, the deviation average and the clinical repeatability of the infrared forehead thermometer are complied with the regulatory requirement ISO 80601-2-56. The conclusions are drawn from the clinical trials, the accuracy and safety are complied with the regulatory requirement.

## WARRANTY INFORMATION

The unit is guaranteed to be free of defects in workmanship and materials under normal use for a period of 1 Year from the date of purchase.

- ▲ For repair under this warranty. Our authorized service agent must be advised of the fault within the period of the warranty. This warranty only covers parts and labor service under normal operations. Any defect resulting from natural causes, eg. flood, hurricane etc, is not covered in this guarantee. This guarantee also does not cover damage incurred by use of the unit not in accordance with the instructions, accidental damage, or being tampered or serviced by unauthorized service agents.
- ▲ The following will be excluded from this warranty-if the thermometer has been misused, abused, or neglect in following the manual's instructions on purpose and unauthorized repair or modifications.
- ▲ The device requires no calibration.
- ▲ The device is not repairable and contains no user serviceable parts.

## EMC

**IEC 60601-1-2: 2014 ME EQUIPMENT and ME SYSTEMS identification, marking and documents for Class B product**

## INSTRUCTIONS FOR USE

**Warning:** Don't near active HF surgical equipment and the RF shielded room of an ME system for magnetic resonance imaging, where the intensity of EM disturbances is high.

**Warning:** Use of this equipment adjacent to or stacked with other equipment should be avoided because it could result in improper operation. If such use is necessary, this equipment and the other equipment should be observed to verify that they are operating normally.

**Warning:** Use of accessories, transducers and cables other than those specified or provided by the manufacturer of this equipment could result in increased electromagnetic emissions or decreased electromagnetic immunity of this equipment and result in improper operation.

**Warning:** Portable RF communications equipment (including peripherals such as antenna cables and external antennas) should be used no closer than 30 cm (12 inches) to any part of the infrared thermometer, including cables specified by the manufacturer. Otherwise, degradation of the performance of this equipment could result.

## TECHNICAL DESCRIPTION

1. All necessary instructions for maintaining BASIC SAFETY and ESSENTIAL PERFORMANCE with regard to electromagnetic disturbances for the excepted service life.
2. Guidance and manufacturer's declaration -electromagnetic emissions and Immunity.

Tablázat 1

Guidance and manufacturer's declaration - electromagnetic emissions	
Emissions test	Compliance
RF emissions CISPR 11	Group 1
RF emissions CISPR 11	Class B
Harmonic emissions IEC 61000-3-2	Class A
Voltage fluctuations/ flicker emissions IEC 61000-3-3	Compliance

Table 2

Guidance and manufacturer's declaration - electromagnetic Immunity		
Immunity Test	IEC 60601-1-2 Test level	Compliance level
Electrostatic discharge (ESD) IEC 61000-4-2	$\pm 8$ kV contact $\pm 2$ kV, $\pm 4$ kV, $\pm 8$ kV, $\pm 15$ kV air	$\pm 8$ kV contact $\pm 2$ kV, $\pm 4$ kV, $\pm 8$ kV, $\pm 15$ kV air
Electrical fast transient/burst IEC 61000-4-4	Power supply lines: $\pm 2$ kV 100 kHz repetition frequency	Power supply lines: $\pm 2$ kV 100 kHz repetition frequency
Surge IEC 61000-4-5	line(s) to line(s): $\pm 1$ kV.	line(s) to line(s): $\pm 1$ kV
Voltage dips, short interruptions and voltage variations on power supply input lines IEC 61000-4-11	0% 0.5 cycle At $0^{\circ}$ , $45^{\circ}$ , $90^{\circ}$ , $135^{\circ}$ , $180^{\circ}$ , $225^{\circ}$ , $270^{\circ}$ and $315^{\circ}$ 0% 1 cycle And 70% 25/30 cycles, Single phase: at 0 0% 250 cycle (50Hz)	0% 0.5 cycle At $0^{\circ}$ , $45^{\circ}$ , $90^{\circ}$ , $135^{\circ}$ , $180^{\circ}$ , $225^{\circ}$ , $270^{\circ}$ and $315^{\circ}$ 0% 1 cycle And 70% 25/30 cycles, Single phase: at 0 0% 250 cycle (50Hz)
Power frequency magnetic field IEC 61000-4-8	30 A / m 50Hz / 60Hz	30 A / m 50Hz / 60Hz
Conducted RF IEC 61000-4-6	150KHz to 80MHz: 3Vrms 6Vrms (in ISM and amateur radio bands) 80% Am at 1kHz	150KHz to 80MHz: 3Vrms 6Vrms (in ISM and amateur radio bands) 80% Am at 1kHz
Radiated RF IEC 61000-4-3	10 V/m 80 MHz – 2,7 GHz 80 % AM at 1 kHz	10 V/m 80 MHz – 2,7 GHz 80 % AM at 1 kHz

NOTE: UT is the a.c. mains voltage prior to application of the test level.

Table 3

Guidance and manufacturer's declaration - electromagnetic Immunity							
Radiated RF IEC 61000-4-3 (Test specifications for ENCLOSURE PORT IMMUNITY to RF wireless communications equipment)	Test Frequency (MHz)	Band (MHz)	Service	Modulation	Modulation (W)	Distance (m)	IMMUNITY TEST LEVEL (V / m)
	385	380 - 390	TETRA 400	Pulse modulation 18 Hz	1,8	0,3	27.
	450	430 - 470	GMRS 460, FRS 460	FM $\pm 5$ kHz deviation 1 kHz sine	2	0,3	28.
	710	704 - 787	LTE Band 13, 17.	Pulse modulation 217 Hz	0,2	0,3	9.
	745						
	780						
	810	800 - 960	GSM 800/900, TETRA 800, iDEN 820, CDMA 850, LTE Band 5	Pulse modulation 18 Hz	2	0,3	28.
	870						
	930						
	1720						
	1845	1700 - 1990	GSM 1800; CDMA 1900; GSM 1900; DECT; LTE Band 1,3, 4, 25; UMTS	Pulse modulation 217 Hz	2	0,3	28.
1970							
2450	2 400 - 2 570	Bluetooth, WLAN, 802.11 b/g/n, RFID 2450, LTE Band 7	Pulse modulation 217 Hz	2	0,3	28.	
5240	5 100 - 5 800	WLAN 802.11 a / n	Pulse modulation 217 Hz	0,2	0,3	9.	
5500							
5785							

## DISTRIBUTOR

### LEGAL BEAUTY KFT.

Address: 1111 Budapest, Lágymányosi Street 12. GF. 2.

Co. Reg. No.: 01-09-978372

Tax: 23798896-2-43

Email: info@legalbeauty.hu

Tel: +36-70-704-6860

www.elysium.hu

